















TKt TiPs

นำเสนอเมื่อ : 2 ก.ค. 2552

เครดิตมา

DOs and DON'Ts

	Revise all topic areas from the syllabus, e.g. phonology, listening skills, motivation, lesson planning, the functions of classroom language, correction techniques.
	Do some sample tasks for practice.
	Identify which kind of task you are working on – multiple choice, matching, sequencing or odd one out.
	Read the instructions carefully.
	Make sure you understand how to complete the answer sheet.
	Time yourself carefully – divide your time up equally between the questions.
	Check your answers.
	Shade the lozenges carefully.
	Do learn all the terms in the glossary even though you may only be preparing for one module.
	Make rough notes if you need to, but remember to mark your answers on the answer sheet.
	Don't get nervous in the exam – just relax and do your best!
	Don't leave any answers blank (make a guess if necessary).
	Don't worry about your English. You are not tested on this.
	Don't forget to mark your answers on the answer sheet correctly.